

# PRODUCT DATASHEET

## DR PC-PFM -18/220-240/350

LED DRIVER PHASE-CUT PERFORMANCE | Constant current LED driver with phase-cut dimming interface



### Areas of application

- Suitable for LED luminaires and LED modules
- Applicable for luminaires of protection classes I and II
- For indoor SELV installations
- Offices, shopping centers, hospitals, restaurants, hotels

### Product benefits

- Enables installation with commonly used leading-edge and trailing-edge dimmers
- 5 years guarantee
- Slim housing for narrow installations
- High efficiency and reliability

### Product features

- Available in 13 W, 18 W, 25 W and 35 W
- Independent installation with optional Cable Clamp Kit
- Dimmable on the leading edge and trailing edge
- Dimmable from 10...100 %
- Lifetime: up to 50,000 h (at max. tc temperature)
- Type of protection: IP20
- Dedicated, constant output current
- Low ripple current < 5%
- Supply voltage: 220...240 V
- Operating frequency: 50/60 Hz
- Operated with less than 60 V: Safety extra-low voltage (SELV)
- Reversible overtemperature, overload, short-circuit and open-circuit protection

## TECHNICAL DATA

### Electrical data

Nominal output power	18 W <sup>1)</sup>
Nominal voltage	220...240 V
Nominal output voltage	32...54 V <sup>2)</sup>
Input voltage AC	198...264 V <sup>3)</sup>
U-OUT (working voltage)	60 V
Type of current	DC
Nominal current	100 mA
Nominal output current	350 mA <sup>4)</sup>
Inrush current	5 A
Output current tolerance	±5 %
Output ripple current (100 Hz)	< 5 %
Mains frequency	50...60 Hz
Total harmonic distortion	16 % <sup>5)</sup>
Power factor $\lambda$	0.95 <sup>6)</sup>
ECG efficiency	84 % <sup>7)</sup>
Device power loss	3 W <sup>8)</sup>
Max. ECG no. on circuit breaker 10 A (B)	52
Max. ECG no. on circuit breaker 16 A (B)	84
Max. ECG no. on circuit breaker 25 A (B)	131
Surge capability (L-N)	0.5 kV
Galvanic isolation	SELV

1) Partial load 11...19 W

2) Maximum 60 V

3) Permitted voltage range

4) ±10%

5) At full load, 220...240 V, 50 Hz

6) Full load at 230 V

7) At full load and 230 V

8) At maximum LED load of 19 W

### Dimensions & Weight

Length	130.00 mm
Mounting hole spacing, length	121,0 mm
Width	43.00 mm
Height	30.00 mm
Cable cross-section, input side	0.75...1.5 mm <sup>2</sup>

Cable cross-section, output side	0.5...1.5 mm <sup>2</sup>
Prewired	No
Wire preparation length, input side	8,0 mm
Wire preparation length, output side	8,0 mm
Product weight	123.5 g

### Colors & materials

Product color	White
Casing material	Plastic
Body material	Plastic

### Temperatures & operating conditions

Ambient temperature range	-20...+50 °C
Maximum temperature at tc test point	70 °C
Max.housing temperature in case of fault	95 °C
Temperature range in operation	-20...+50 °C
Permitted rel. humidity during operation	10...90 % <sup>1)</sup>

<sup>1)</sup> Maximum 56 days/year at 90%

### Lifespan

ECG lifetime	50000 h <sup>1)</sup>
--------------	-----------------------

<sup>1)</sup> At maximum T<sub>c</sub> = 70°C / 10% failure rate

### Additional product data

Encapsulated	No
--------------	----

### Capabilities

Dimmable	Yes
Dimming interface	Phase Cut
Dimming range	10...100 %
Overheating protection	No
Overload protection	Yes
Short-circuit protection	Yes
Max. cable length to lamp/LED module	2,0 m
Suitable for fixtures with prot. class	I / II
Suitable for emergency lighting	No
Type of connection, output side	Push terminal


### Certificates & Standards

Approval marks – approval	TUV / CE
Standards	Acc. to EN 61347-1 / Acc. to EN 61347-2-13 / Acc. to EN 55015 / Acc. to EN 61547 / Acc. to EN 61000-3-2 / Acc. to EN 62384
Protection class	II
Type of protection	IP20

**LOGISTICAL DATA**

Temperature range at storage	-20...+75 °C
------------------------------	--------------




**Accessories Optional**


Product image	Product name	EAN
	DR AY PC-PFM-CLAMP DUO	4058075313170

**EQUIPMENT / ACCESSORIES**

– Cable Clamp Kit to ensure proper strain relief

**DOWNLOAD DATA**

Documents and certificates	Document name
 User instruction / safety instructions	LED DRIVER PERFORMANCE CC PHASE CUT
 User instruction / safety instructions	DRIVER PHASE CUT
 Declarations of conformity	EU Declaration of Conformity 3581723

Tender texts	Document name
 Tender documents	LED DRIVER PHASE-CUT PERFORMANCE 18220 240350-EN

**LOGISTICAL DATA**

Product code	Packaging unit (Pieces/Unit)	Dimensions (length x width x height)	Gross weight	Volume
4058075239838	Folding box 1	46 mm x 34 mm x 133 mm	137.00 g	0.21 dm <sup>3</sup>
4058075239845	Shipping box 10	247 mm x 151 mm x 91 mm	1563.00 g	3.39 dm <sup>3</sup>
4058075254817	Shipping box 60	471 mm x 262 mm x 205 mm	9933.00 g	25.30 dm <sup>3</sup>

The mentioned product code describes the smallest quantity unit which can be ordered. One shipping unit can contain one or more single products. When placing an order, for the quantity please enter single or multiples of a shipping unit.

---

### References / Links

– For Guarantee see [www.ledvance.com/guarantee](http://www.ledvance.com/guarantee)

---

### DISCLAIMER

Subject to change without notice. Errors and omission excepted. Always make sure to use the most recent release.