

# PRODUCT DATASHEET

## EM CONVERSION BOX TEMPERATURE SENSOR

EMERGENCY CONVERSION BOX TEMPERATURE SENSOR | Emergency conversion box to convert recessed luminaires to self-contained emergency luminaires with battery temperature monitoring



### Areas of application

- Buildings requiring up to 3 h emergency light operation

### Product benefits

- Converts selected panels and downlights to emergency luminaires
- With integrated battery temperature sensor control
- Emergency conversion unit reduces stock-keeping complexity of emergency lighting products
- Plug-and-play system allows easy installation
- Easy testing of luminaires with emergency lighting function thanks to integrated automatic test function
- Operation of integrated emergency lighting function with long life LiFePO4 battery with 3h battery discharge time

### Product features

- Self-contained emergency conversion unit with single battery
- Automatic function test of emergency lighting
- Battery technology: LiFePO4
- Recessed ceiling mounting



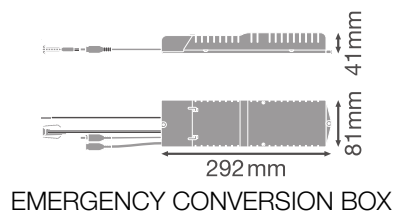
## TECHNICAL DATA

### Electrical data

Nominal voltage	220...240 V
Mains frequency	50/60 Hz
Protection class	II

### Dimensions & Weight

Length	292.00 mm
Width	81.00 mm
Height	41.00 mm
Product weight	352.00 g



### Materials & Colors

Glow Wire Test according to IEC 60695-2-12	850 °C
Mercury content	0.0 mg

### Application & Mounting

Ambient temperature range	+5...+50 °C
Temperature range at storage	+5...+35 °C
Type of connection	Screwless
Type of protection	IP20
Dimmable	No
Mounting type	Recessed
Mounting location	Ceiling
Replaceable light source	No

### BATTERY

Type of Battery	LiFePO4
-----------------	---------

Battery size [GMS]	Others
Nominal voltage of battery	3.2 V
Nominal capacity of battery	4500 mAh
Battery charging time	24 h

### Emergency lighting

Type of emergency light operation	Maintained / Non-maintained
Type of emergency operation test	Automatic
Wattage in maintained operation mode	3,0 W
Wattage in emergency operation mode	3,0 W
Battery life in emergency operation mode	3 h
Integrated test switch	No

### Certificates & Standards

Standards	CE / UKCA / EAC / ENEC
-----------	------------------------





### EQUIPMENT / ACCESSORIES




- Control LED with a retainer for recessed installation included

### Safety advice

- The conformity of the converted luminaire with all relevant statutory and legal safety and other requirements and technical standards, such as EN 60598-1 and EN 60598-2-22, has to be ensured during and after installation of the Emergency Conversion Box. It is also recommended to comply with ICEL 1004:2018. The converted luminaire has to be marked with a new data plate.
- All electrical connections must be made by a qualified person.
- Caution, risk of electric shock.

### DOWNLOAD DATA

	Documents and certificates	Document name
	User instruction / safety instructions	Emergency Conversion Box
	Legal information	Safety Insert G11216983
	Legal information	Informationstext 18 Abs 4 ElektroG
	Declarations of conformity	EM CONVERSION BOX

Documents and certificates		Document name
	Declarations of conformity UKCA	EM CONVERSION BOX
	Certificates	Manufacturer Declaration Compatibility of the LEDV EM CONVERSION BOX
Tender texts		Document name
	Tender documents	EMERGENCY CONVERSION BOX TEMPERATURE SENSOR-en

**LOGISTICAL DATA**

Product code	Packaging unit (Pieces/Unit)	Dimensions (length x width x height)	Gross weight	Volume
4099854455933	Folding box 1	46 mm x 412 mm x 90 mm	402.00 g	1.71 dm <sup>3</sup>
4099854455940	Shipping box 8	428 mm x 208 mm x 206 mm	3428.00 g	18.34 dm <sup>3</sup>

The mentioned product code describes the smallest quantity unit which can be ordered. One shipping unit can contain one or more single products. When placing an order, for the quantity please enter single or multiples of a shipping unit.

**DISCLAIMER**

Subject to change without notice. Errors and omission excepted. Always make sure to use the most recent release.