

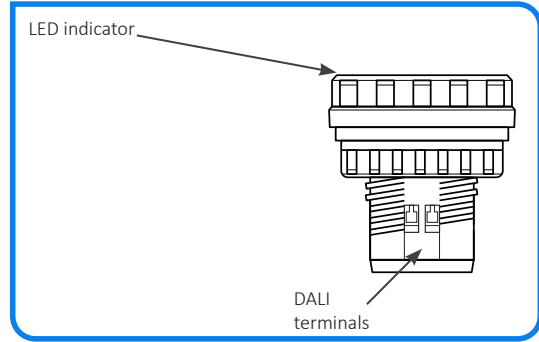
FXB132DL-ELT DALI-2 D4i SILVAIR NODE



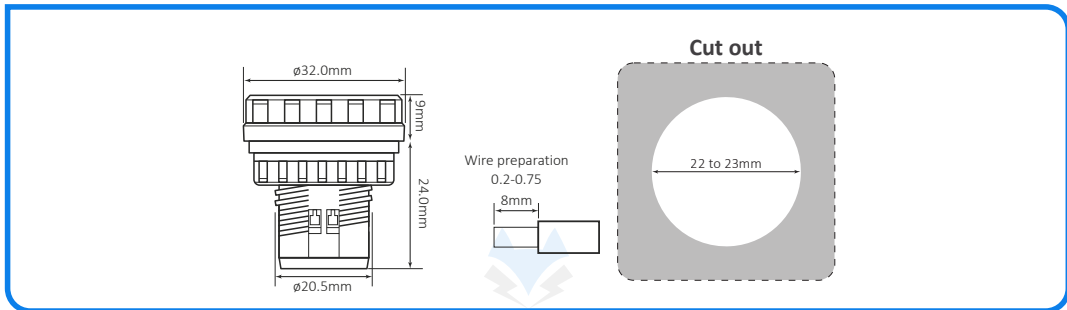
FEATURES

- Bluetooth Mesh Networking
- Compatible with ELT reporting
- Settings via Sil vair configuration software
- Power supply and luminaire data via DALI-2 bus
- Self-contained application controller
- Individual / group addressing

KEY ELEMENTS



DIMENSIONS



Technical Data

Operating Voltage	12-22.5V DC
Rated Load	N/A
Standby Power	Max. 0.3W
Sensor Technology	N/A
Mounting Height	N/A
Detection Radius	N/A
Operating Temperature	-10°C to 50°C
IP Rating	Front Face IP65

Logistics Information

Product Dimensions	33 x 32 x 32mm
Net Weight	0.01kg
Box Dimensions	40 x 40 x 52mm
Gross Weight	0.02kg
Carton Qty	175pcs
Carton Dimensions	340 x 280 x 280mm
Carton Weight	4.00kg
Commodity Code	8536500090

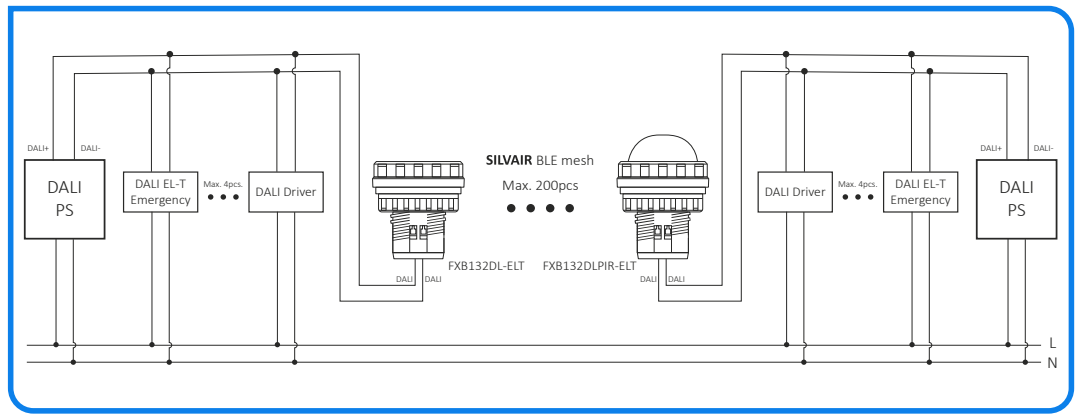
Materials

Housing	Polycarbonate
Finish	Matt
Colour	White

Bluetooth

Operation Frequency	2.4GHz-2.483GHz
Transmission Power	+4dBm
Transmission Range	10-30m
Protocol	Bluetooth Mesh

WIRING



BLUETOOTH CONFIGURATION

Provisioned configurations

The node is in unprovisioned mode until it's connected to a "provisioner" which is typically a smartphone app.

The silvair app is available on iOS at <https://silvair.com/en/>

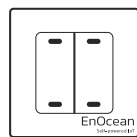
Unprovisioned mode

Bluetooth factory reset



In order to factory reset the node, place a strong magnet near the marked area (e.g. neodymium magnet) for approx. 5s. Once the reset is done, the attached luminaire will flash and be permanently on.

BLE Switch



EnOcean BLE switches can be used to control the Bluetooth Mesh equipped luminaires. The switches can easily be linked to a Bluetooth Mesh node by using the Silvair iOS app.

Network status indication (by green LED)

FXB132DL-ELT unprovisioned	30ms ON	270ms OFF
FXB132DL-ELT provisioned	30ms ON	1985ms OFF
Factory reset	100ms ON	900ms OFF
MESH package received	30ms ON	20ms OFF
Attention (from network)	500ms ON	500ms OFF

SUPPORTED BLUETOOTH MESH MODELS

Bluetooth mesh models servers

Mesh model generic default transition time server	Mesh model sensor server
Mesh model generic level server	Mesh model sensor setup server
Mesh model generic on/off server	-
Mesh model generic power on/off server	-
Mesh model generic power on/off setup server	-
Mesh model light LC server	-
Mesh model light LC setup server	-
Mesh model light lightness server	-
Mesh model light lightness setup server	-

DALI-2 & D4i standards

EN62386-101 Ed.2
EN62386-103 Ed.2
EN62386-351 Type D

