




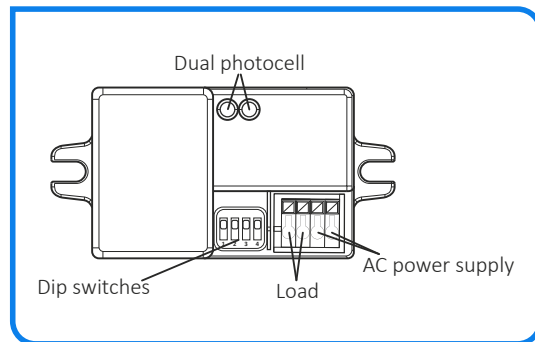
FXS07 MICROWAVE SENSOR



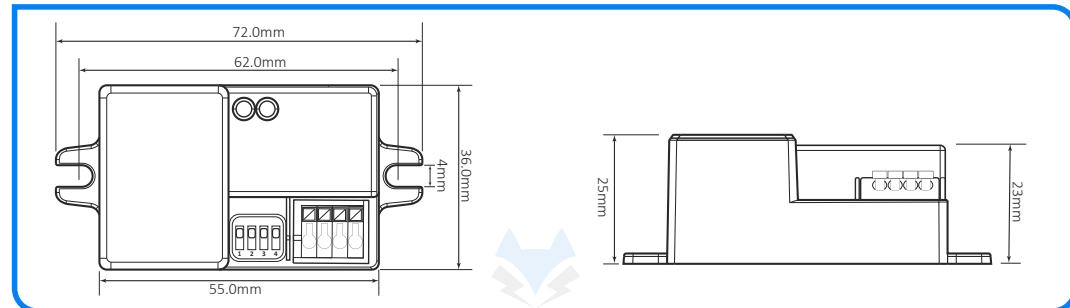
FEATURES

- Designed for built-in applications
- Daylight monitoring with dual photocell
- Settings via dip switches
- Zero cross circuit relay

KEY ELEMENTS



DIMENSIONS



Technical Data

Operating Voltage	220-240V AC 50-60Hz
Rated Load	200W
Standby Power	<0.5W
Sensor Technology	Microwave
Mounting Height	Max. 5m
Detection Radius	Max. 5m
Operating Temperature	-20°C to 60°C
IP Rating	IP20

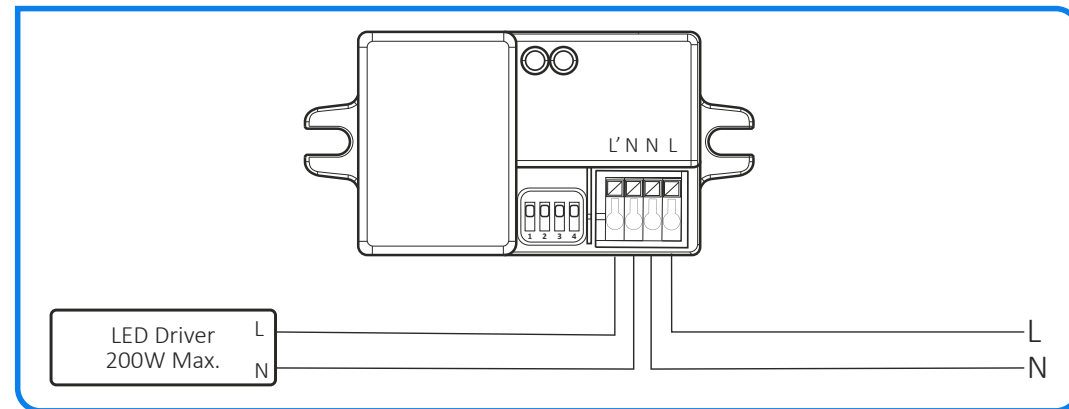
Logistics Information

Product Dimensions	72 x 36 x 25mm
Net Weight	0.04kg
Box Dimensions	N/A
Gross Weight	0.04kg
Carton Qty	240pcs
Carton Dimensions	450 x 300 x 230mm
Carton Weight	9.90kg
Commodity Code	8536508090

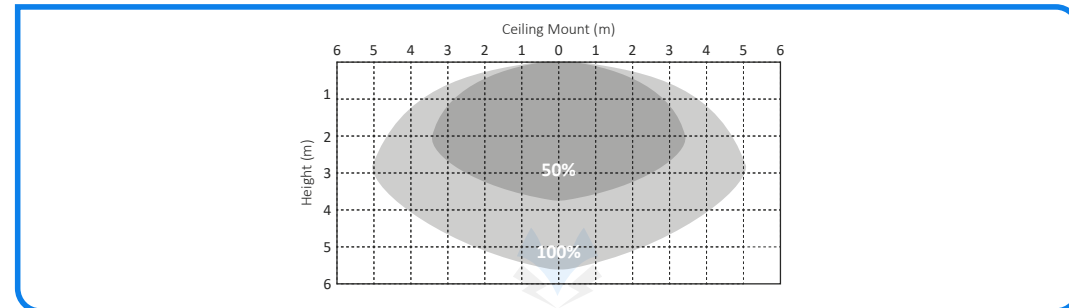
Materials

Housing	Polycarbonate
Finish	Matt
Colour	White

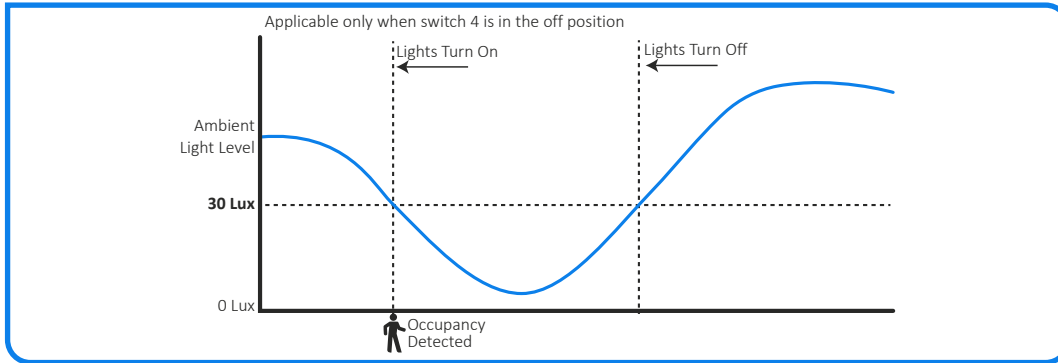
WIRING



DETECTION

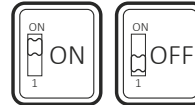
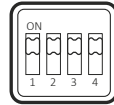


DAYLIGHT MONITORING



DIP SWITCH SETTINGS

This sensor can be set up with dip switches found on the sensor. Each section controls different settings depending on the combination of switches. Graphic to the right displays the full row of dip switches and which position indicates on or off.



Sensitivity - Switch 1

The sensitivity can be adjusted to either 50% or 100%.



1 Sensitivity	
On	100%
Off	50%

Hold Time - Switch 2 / 3

The sensor will continue to provide power for a duration of time after the last motion was detected.

If any motion is detected within the set duration time the sensor will reset the timer.

This duration can be adjusted from 5 seconds up to 10 minutes.




2 3 Hold Time		
On	On	5s
On	Off	1min
Off	On	3min
Off	Off	10min

Lux Control - Switch 4

The Sensor includes a photocell which can be used to limit the operation depending on the ambient light level.

When set to 30 lux the sensor will only operate during the hours of darkness.

When set to disable the sensor will operate regardless of the ambient light levels.



4 Lux	
On	Disable
Off	30lux