
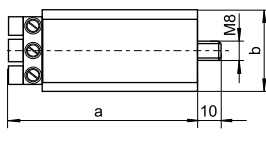


## Electronic Superimposed Ignitors for HS Lamps 70 (DE) to 250 W and HI Lamps 35 to 250 W

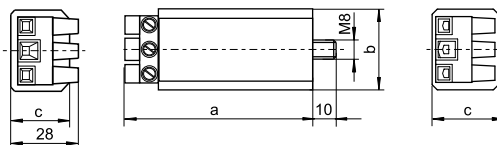
Standard version or with automatic switch-off  
For high pressure sodium lamps (HS),  
metal halide lamps (HI) and  
ceramic discharge lamps (C-HI)  
Phasing of the ignition voltage:  
60–90 °el and 240–270 °el  
Max. permitted casing temperature: 105 °C  
Fastening: male nipple with pre-assembled  
washer and nut  
For luminaires of protection class I and II



PC casing – K



PC casing – K D20



Type	Ref. No.	Voltage AC 50–60 Hz V	Max. lamp current A	Internal loss W	Inherent heating K	Ignition voltage kV	Load capacity pF	Switch-off time sec./Hz	Casing d (Ø) mm	a mm	b mm	c mm	Weight g
<b>Plastic casing (PC) with screw terminals: 0.75–4 mm²</b>													
Z 250 K	<b>140489</b>	220–240	3.5	< 1.8	< 20	4–5	20–100	—	—	78	34	27	130
Z 250 K D20	<b>141581 *</b>	220–240	3.5	< 1.8	< 20	4–5	20–100	1216/50–60	—	80	34	30	145

\* With IPP technology