


**SLA AC 50mm SNC3**

SLA essence



**Product description**

- \_ Fits in most existing MR16 / GU10 halogen luminaires
- \_ 10 W LED Equivalent to 50 W MR16 halogen with higher lumen output
- \_ Perfect solution for MR16 / GU10 replacement project
- \_ Compatible with leading and trailing edge phase cut dimmers
- \_ Dimming range 0.1 to 100 % (depends on dimmer)
- \_ Eye-catching lens optic with mirrors halogen facettes
- \_ Long lifetime: L70B50 >54,000 h
- \_ 5 years guarantee (conditions at <https://www.tridonic.com/en/int/services/manufacturer-guarantee-conditions>)

**Optical properties**


- \_ Colour temperatures 2,700, 3,000 and 4,000 K
- \_ Typ. luminous flux 865 lm at ta = 25 °C
- \_ Efficacy 92 lm/W at ta = 25 °C
- \_ High colour rendering index CRI > 90
- \_ Small colour tolerance (MacAdam 3)
- \_ Beam Angle: spot degree (12° / 24°) or downlight (36°)

**Mechanical properties**

- \_ Luminaire dimension ø49.6 x 58 mm
- \_ Mounting with mounting ring, see accessories

**Website**

<http://www.tridonic.com/28005117>



Linear



High bay



Decorative



Downlights



Spotlights



Free-standing



Area



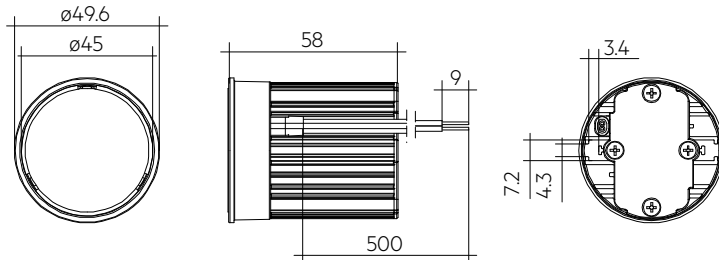
Floor | Wall



Street

**SLA AC 50mm SNC3**

SLA essence

**Ordering data**

Type	Article number	Packaging	Weight per pc.
SLA AC pc G3 50mm 800lm 927 12D SNC3	28005117	40 pc(s).	0.159 kg
SLA AC pc G3 50mm 800lm 927 24D SNC3	28005118	40 pc(s).	0.159 kg
SLA AC pc G3 50mm 800lm 927 36D SNC3	28005119	40 pc(s).	0.159 kg
SLA AC pc G3 50mm 800lm 930 12D SNC3	28005120	40 pc(s).	0.159 kg
SLA AC pc G3 50mm 800lm 930 24D SNC3	28005121	40 pc(s).	0.159 kg
SLA AC pc G3 50mm 800lm 930 36D SNC3	28005122	40 pc(s).	0.159 kg
SLA AC pc G3 50mm 800lm 940 12D SNC3	28005123	40 pc(s).	0.159 kg
SLA AC pc G3 50mm 800lm 940 24D SNC3	28005124	40 pc(s).	0.159 kg
SLA AC pc G3 50mm 800lm 940 36D SNC3	28005125	40 pc(s).	0.159 kg

**Technical data**

Rated supply voltage	220 – 240 V
Input voltage AC	198 – 264 V
Mains frequency	50 / 60 Hz
$\lambda$ (at 230 V, 50 Hz)	$\geq 0.9C$
THD	23 %
Starting time (at 230 V, 50 Hz, full load)	$\leq 0.5$ s
Output P_ST_LM (at full load)	$\leq 1$
Output SVM (at full load)	$\leq 0.4$
Ambient temperature $t_a$	-20 ... +40 °C
Colour tolerance <sup>①</sup>	3 SDCM
Risk group (IEC 62471)	RG0
Protection class	II
Type of protection	IP20
Lumen maintenance L70B50	54,000 h
Guarantee (conditions at <a href="http://www.tridonic.com">www.tridonic.com</a> )	5 Year(s)

**Approval marks****Standards**

EN 62471, EN 61547, EN 55015, EN 60598-1, EN 60598-2-2, EN 61000-3-2, EN 61000-3-3

Specific technical data

Type	Article number	Colour temperature	Typ. luminous flux at $t_a = 25\text{ }^\circ\text{C}$ <sup>①</sup>	Typ. current consumption (at 230 V, 50 Hz)	Typ. power consumption (at 230 V, 50 Hz)	Efficacy of the luminaire at $t_a = 25\text{ }^\circ\text{C}$	Typ. intensity at $t_a = 25\text{ }^\circ\text{C}$	Beam characterist	Colour rendering index CRI
SLA AC pc G3 50mm 800lm 927 12D SNC3	28005117	2,700 K	800 lm	42 mA	9.4 W	85 lm/W	3565 cd	12°	>90
SLA AC pc G3 50mm 800lm 927 24D SNC3	28005118	2,700 K	800 lm	42 mA	9.4 W	85 lm/W	3240 cd	24°	>90
SLA AC pc G3 50mm 800lm 927 36D SNC3	28005119	2,700 K	800 lm	42 mA	9.4 W	85 lm/W	1640 cd	36°	>90
SLA AC pc G3 50mm 800lm 930 12D SNC3	28005120	3,000 K	830 lm	42 mA	9.4 W	88 lm/W	3700 cd	12°	>90
SLA AC pc G3 50mm 800lm 930 24D SNC3	28005121	3,000 K	830 lm	42 mA	9.4 W	88 lm/W	3225 cd	24°	>90
SLA AC pc G3 50mm 800lm 930 36D SNC3	28005122	3,000 K	830 lm	42 mA	9.4 W	88 lm/W	1700 cd	36°	>90
SLA AC pc G3 50mm 800lm 940 12D SNC3	28005123	4,000 K	865 lm	42 mA	9.4 W	92 lm/W	3855 cd	12°	>90
SLA AC pc G3 50mm 800lm 940 24D SNC3	28005124	4,000 K	865 lm	42 mA	9.4 W	92 lm/W	3360 cd	24°	>90
SLA AC pc G3 50mm 800lm 940 36D SNC3	28005125	4,000 K	865 lm	42 mA	9.4 W	92 lm/W	1772 cd	36°	>90

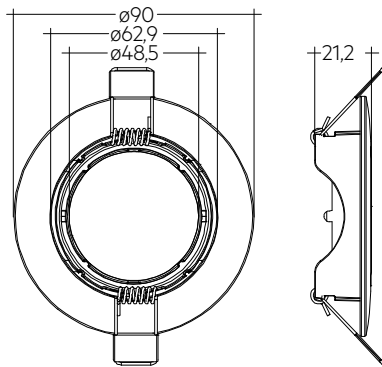
① Integral measurement over the complete module.

② Tolerance of typ. luminous flux  $\pm 7.5\%$ . Measurement uncertainty  $\pm 10\%$ .

③ Tolerance of power consumption 10%. Measurement uncertainty 1%.

ACS TRIM RING

Accessory



Product description

- \_ Up to 30° swivel mounting rings for ceiling cutouts 68 mm and 75 mm
- \_ Matt white / matt black / brushed nickel finishing
- \_ Version 75 mm with anti-glare guard
- \_ Spring clip pre-assembled

Website

<http://www.tridonic.com/28002184>



Ordering data

Type	Article number	Colour	Ceiling cutout	Packaging, carton	Weight per pc.
ACS TRIM RING SWIVEL 68mm WH 30°	28002184	White	ø 68 mm	90 pc(s).	0.064 kg
ACS TRIM RING SWIVEL 68mm BK 30°	28002185	Black	ø 68 mm	90 pc(s).	0.064 kg
ACS TRIM RING SWIVEL 68mm BN 30°	28002186	Chrome	ø 68 mm	90 pc(s).	0.064 kg
ACS TRIM RING SWIVEL 75mm WH 30°	28002187	White	ø 75 mm	90 pc(s).	0.100 kg
ACS TRIM RING SWIVEL 75mm BK 30°	28002188	Black	ø 75 mm	90 pc(s).	0.100 kg

### 1. Standards

- EN 62471
- EN 61547
- EN 55015
- EN 60598-1
- EN 60598-2-2
- EN 61000-3-2
- EN 61000-3-3

#### 1.1 Risk group

Type	Risk group (IEC 62471)
SLA AC SNC3	RG1

#### 1.2 Energy classification

Type	Article number	These products contain a light source of energy efficiency class
SLA AC pc 50mm 800lm 927 12D SNC3	28005117	F
SLA AC pc 50mm 800lm 927 24D SNC3	28005118	F
SLA AC pc 50mm 800lm 927 36D SNC3	28005119	F
SLA AC pc 50mm 800lm 930 12D SNC3	28005120	F
SLA AC pc 50mm 800lm 930 24D SNC3	28005121	F
SLA AC pc 50mm 800lm 930 36D SNC3	28005122	F
SLA AC pc 50mm 800lm 940 12D SNC3	28005123	F
SLA AC pc 50mm 800lm 940 24D SNC3	28005124	F
SLA AC pc 50mm 800lm 940 36D SNC3	28005125	F

### 2. Thermal details

#### 2.1 ambient temperature and lifetime

Operation within the specified ambient temperature range is crucial for the light output and lifetime of a LED product. Within the specified ambient temperature range, a maximum casing temperature of 90 °C is not exceeded. The LED product is intended to be used in downward operating position, for details see 3.3 Mounting instructions.

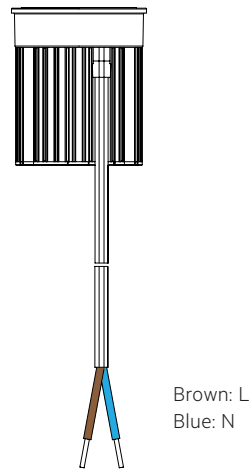
#### 2.2 Storage and humidity

storage temperature	-30 ... +80 °C
---------------------	----------------

Operation only in non condensing environment, at a humidity < 85 %.

### 3. Installation / wiring

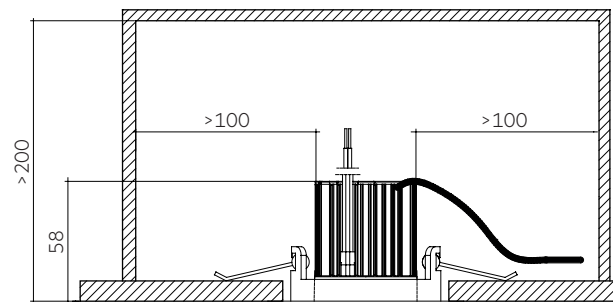
#### 3.1 wiring



#### 3.2 Wiring type and cross section

Cable type: 2 x 0.75 mm<sup>2</sup>  
 Cable length: 500 mm  
 Stripping length: 9 mm, pre-tinned

#### 3.3 Mounting instruction



For mounting the products it is necessary to have a assemble ring which is not provided.



Chemical substance may harm the LED module. Chemical reactions could lead to colour shift, reduced luminous flux or a total failure of the module caused by corrosion of electrical connections.

#### 3.4 EOS/ESD safety guidelines



The device / module contains components that are sensitive to electrostatic discharge and may only be installed in the factory and on site if appropriate EOS/ESD protection measures have been taken. No special measures need be taken for devices/modules with enclosed casings (contact with the pc board not possible), just normal installation practice. For further information for EOS/ESD safety guidelines and the ESD classification please refer to the brochure entitled <http://www.tridonic.com/esd-protection>.

## 4. Lifetime

### 4.1 Lifetime, lumen maintenance and failure rate

The light output of an LED module decreases over the lifetime, this is characterized with the L value.

L70 means that the LED module will give 70 % of its initial luminous flux.

This value is always related to the number of operation hours and therefore defines the lifetime of an LED module.

As the L value is a statistical value and the lumen maintenance may vary over the delivered LED modules.

The B value defines the amount of modules which are below the specific L value, e.g. L70B10 means 10 % of the LED modules are below 70 % of the initial luminous flux, respectively 90 % will be above 70 % of the initial value.

In addition the percentage of failed modules (fatal failure) is characterized by the C value.

### 4.2 Lumen maintenance

ta	L90B10	L90B50	L80B10	L80B50	L70B10	L70B50
25 °C	>54k h	>54k h	>54k h	>54k h	>54k h	>54k h
40 °C	>54k h	>54k h	>54k h	>54k h	>54k h	>54k h

L0C10 >54k h. At ta = 25 °C, based on 10 swichting cycles per day.

## 5. Electrical values

### 5.1 Maximum loading of automatic circuit breakers

Automatic circuit breaker type	C10	C13	C16	C20	B10	B13	B16	B20	Inrush current	
Installation Ø	1.5 mm <sup>2</sup>	1.5 mm <sup>2</sup>	1.5 mm <sup>2</sup>	2.5 mm <sup>2</sup>	1.5 mm <sup>2</sup>	1.5 mm <sup>2</sup>	1.5 mm <sup>2</sup>	2.5 mm <sup>2</sup>	I <sub>max</sub>	time
<b>SLA AC SNC3</b>	150	190	230	300	150	190	230	300	2 A	24 µs

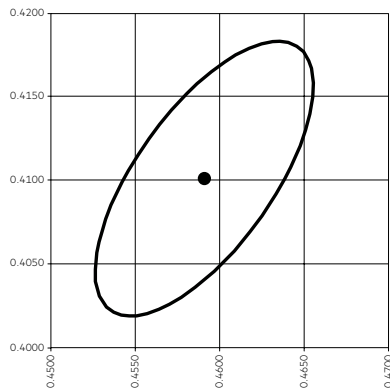
## 6. Photometric characteristics

### 6.1 Coordinates and tolerances according to CIE 1931

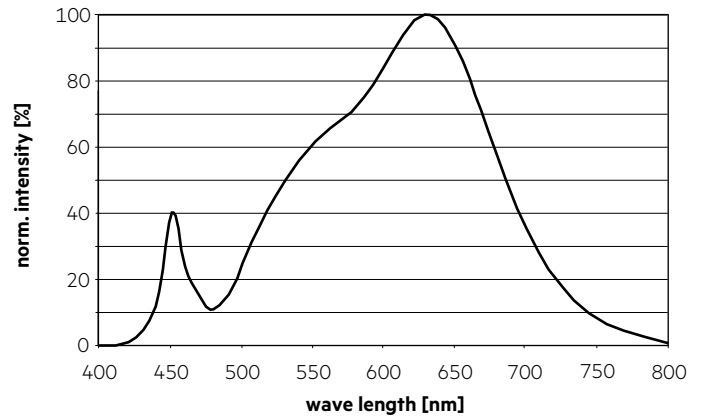
The specified colour coordinates are integral measured in thermal saturated stage.  
 The ambient temperature of the measurement is  $t_a = 25^\circ\text{C}$ .  
 The measurement tolerance of the colour coordinates are  $\pm 0.01$ .

#### 2,700 K

	x0	y0
Centre	0.4591	0.4101

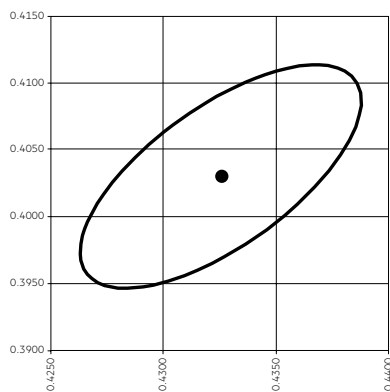


MacAdam ellipse: 3SDCM

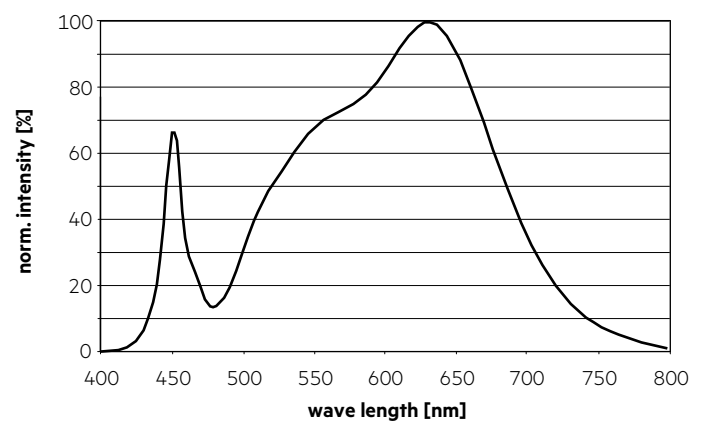


#### 3,000 K

	x0	y0
Centre	0.4326	0.4030

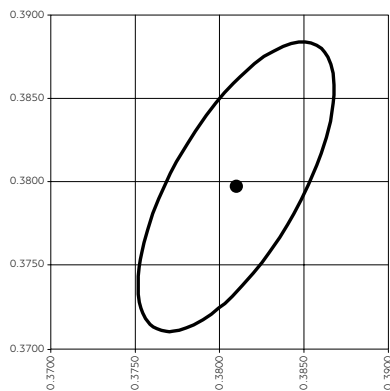


MacAdam ellipse: 3SDCM

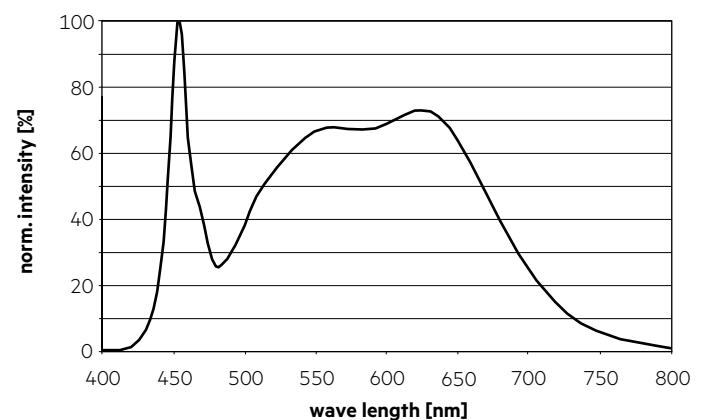


#### 4,000 K

	x0	y0
Centre	0.3810	0.3797

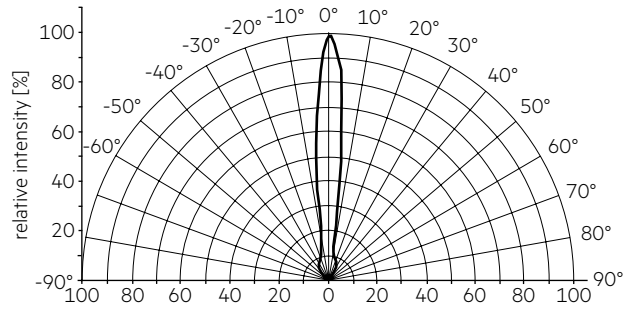


MacAdam ellipse: 3SDCM

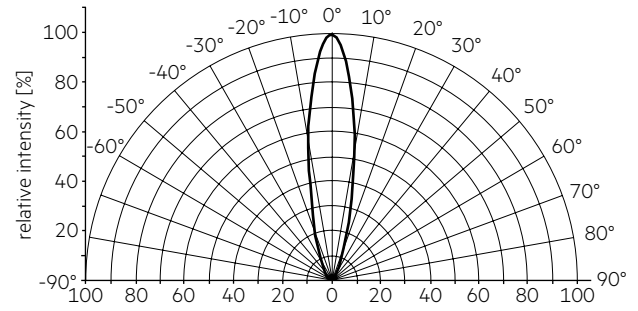


### 6.2 Light distribution

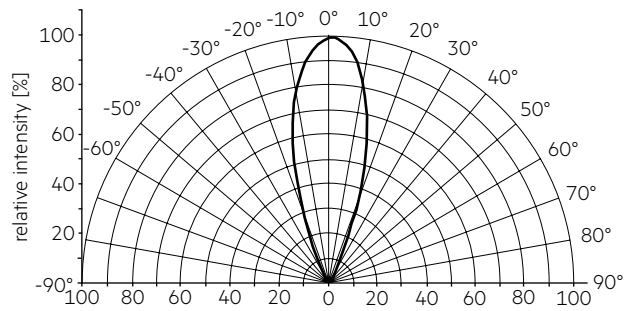
Light distribution for 12D



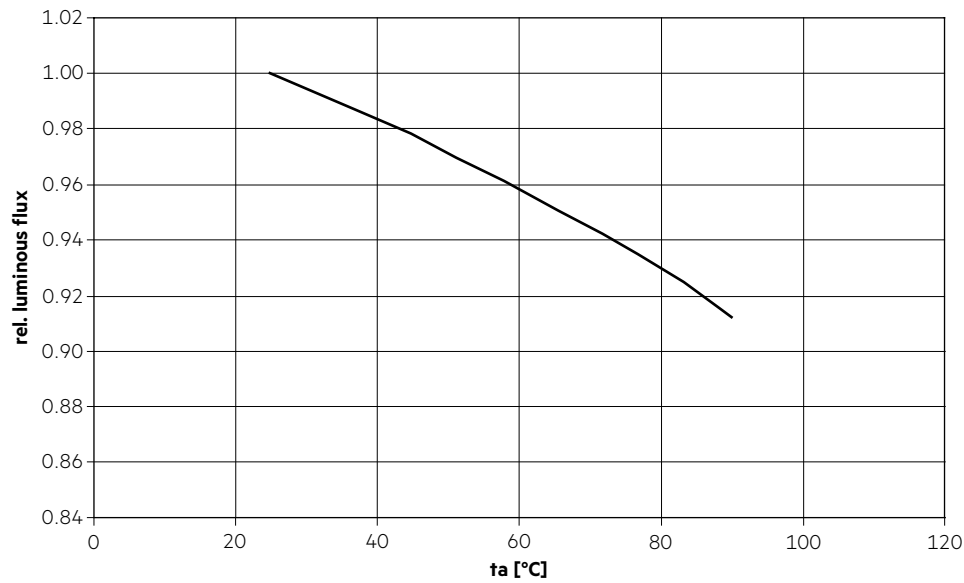
Light distribution for 24D



Light distribution for 36D



### 6.3 Relative luminous flux vs. tp temperature



## 7. Miscellaneous

### 7.1 Additional information

Additional technical information at [www.tridonic.com](http://www.tridonic.com) → Technical Data

Guarantee conditions at [www.tridonic.com](http://www.tridonic.com) → Services

Lifetime declarations are informative and represent no warranty claim.