
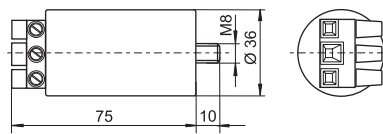


## Electronic Superimposed Ignitors for HS Lamps 70 (DE) to 400 W and HI Lamps 35 to 400 W

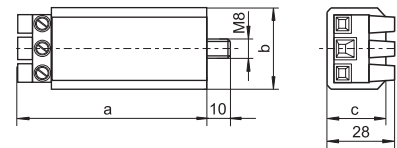
Standard version or with automatic switch-off  
Compact shape  
For high pressure sodium lamps (HS), metal halide lamps (HI) and ceramic discharge lamps (C-HI)  
Ignition voltage: 4–5 kV  
Phasing of the ignition voltage: 60–90 °el and 240–270 °el  
Max. permitted casing temperature: 105 °C  
Fastening: male nipple with pre-assembled washer and nut  
For luminaires of protection class I and II  
For luminaires of protection class I (140594, 147707)



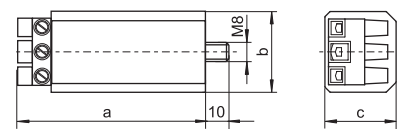
Al casing



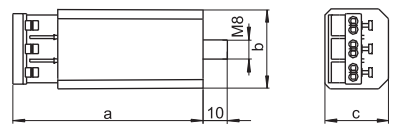
PC casing - K



PC casing - K D20



PC casing - with push-in terminals



Type	Ref. No.	Voltage AC 50–60 Hz V	Max. lamp current A	Internal loss W	Inherent heating K	Ignition voltage kV	Load capacity pF	Switch-off time sec./Hz	Casing d (∅) mm	a mm	b mm	c mm	Weight g
<b>Aluminium casing (Al) with screw terminals: 0.75–4 mm<sup>2</sup></b>													
Z 400 M	<b>140594</b>	220–240	5	< 3	< 35	4–5	20–50	—	35	76	—	—	140
Z 400 M VS-Power	<b>147707**</b>	220–240	5	< 3	< 35	4–5	20–50	—	35	76	—	—	140
Z 400 M S	<b>140693</b>	220–240	5	< 3	< 35	4–5	20–50	—	35	76	—	—	140
<b>Plastic casing (PC) with screw terminals: 0.75–4 mm<sup>2</sup></b>													
Z 400 M K	<b>140597</b>	220–240	5	< 3	< 35	4–5	20–50	—	—	78	34	27	130
Z 400 M K VS-Power	<b>142897**</b>	220–240	5	< 3	< 35	4–5	20–50	—	—	78	34	27	130
Z 400 M K D20	<b>141582*</b>	220–240	5	< 3	< 35	4–5	20–50	1216/50–60	—	80	34	30	145
<b>Plastic casing (PC) with push-in terminals: 0.5–2.5 mm<sup>2</sup></b>													
Z 400 M K D20	<b>142370*</b>	220–240	5	< 3	< 35	4–5	20–50	1216/50–60	—	83	34	30	145

Recommended for outdoor lighting

\* With IPP technology

\*\* Not suitable for C-HI lamps